
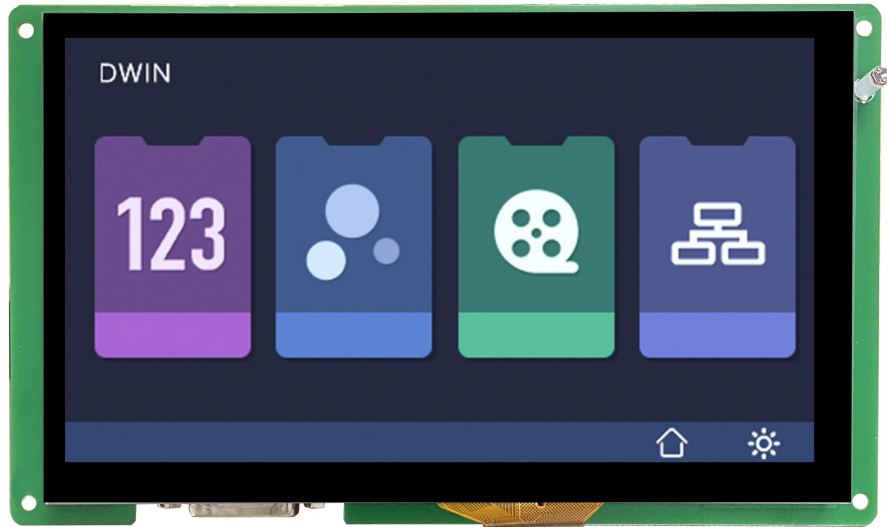


# HDW070\_005L

7.0 Inches, 800xRGBx480, 16.7M Colors, LVDS LCM



## ● Display

Item	Parameter	Description
Color	16.7M colors	24 bit color 8R8G8B
(A.A.)	154.08 mm(W)*85.92 mm(H)	800*480 Pixel
(V.A.)	156.2 mm(W)*88.6 mm(H)	800*480 Pixel
Resolution	800*480	-
Backlight	LED	>20000 hours (Time of the brightness decaying to 50% on the condition of continuous working with the maximum brightness)
Brightness	900nit	Equipped with automatic multi-level backlight adjustment function, with an adjustment range of 100nit to 900nit
Note: You can use dynamic screen saver wallpapers to avoid afterimages caused by fixed page display for a long time.		

## ● Voltage & Current

Item	Conditions	Min	Typ	Max	Unit
Power Voltage	-	3.6	5.0	6.0	V
Operation Current	VCC = +5V, Backlight on	-	660	-	mA
	VCC = +5V, Backlight off	-	140	-	mA
Recommended power supply: 5V 1.5A DC					

## ● Reliability Test

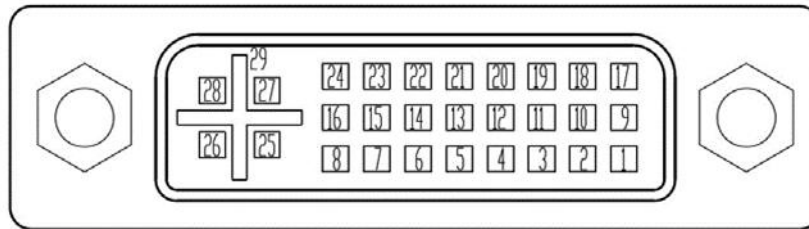
Item	Conditions	Min	Typ	Max	Unit
Working Temperature	60%RH at 5V voltage	-20	25	70	℃
Storage Temperature	-	-30	25	85	℃
Working Humidity	25℃	10%	60%	90%	RH
Protective Paint	-	-	Yes	-	-
UV Resistance Level	F1 level				
EMC	GB/T 17626/GB 4824				

## ● Peripheral Support

Peripheral Support	Support Capacitance Touch Screen
Touch Recognition	Multi touch ≥ 5

## ● Interface Performance Parameters

Item	Description
Interface Mode	LVDS, the interface definition is shown in the dimension diagram (VDD=+5.0V)
User Interface	DVI-I interface

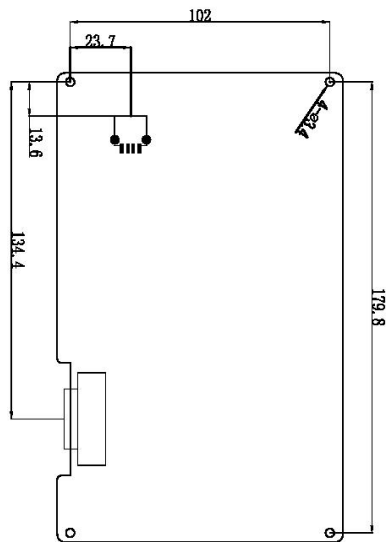
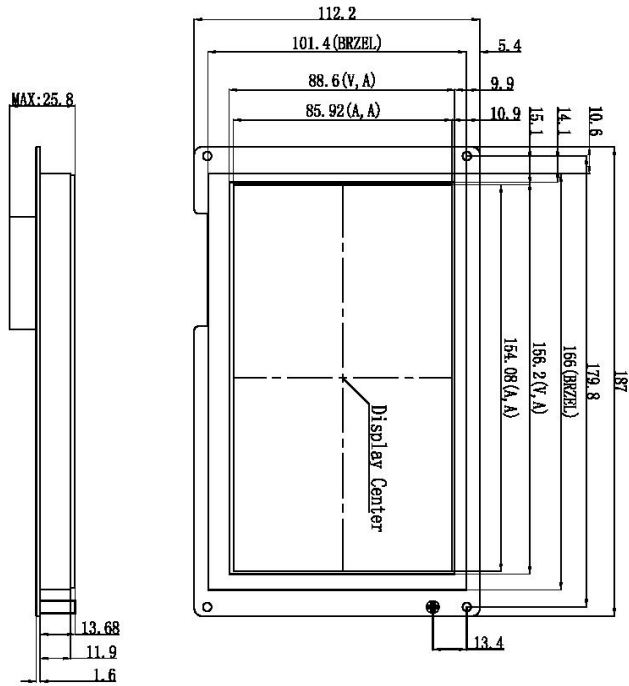


DVI-I interface

Pin	Signal name	Function	Description
1	RX2-	Input	Negative LVDS Differential Data Input
2	RX2+	Input	Positive LVDS Differential Data Input
3	GND	Power	GND
4	BL_PWM	Input	Backlight dimming control, PWM used to adjust brightness
5	NC	-	No connection
6	VDD	Power	5.0V Power input
7	VDD	Power	5.0V Power input
8	VDD	Power	5.0V Power input
9	RX1-	Input	Negative LVDS Differential Data Input
10	RX1+	Input	Positive LVDS Differential Data Input
11	GND	Power	GND
12	RX3-	Input	Negative LVDS Differential Data Input
13	RX3+	Input	Positive LVDS Differential Data Input
14	VDD	Power	5.0V Power input
15	GND	Power	GND
16	GND	Power	GND
17	RX0-	Input	Negative LVDS Differential Data Input
18	RX0+	Input	Positive LVDS Differential Data Input
19	GND	Power	GND
20	USB_DM	I/O	signal
21	USB_DP	I/O	signal
22	GND	Power	GND
23	RXCLK+	Input	Clock Positive LVDS Differential Data Input
24	RXCLK-	Input	Clock Negative LVDS Differential Data Input
25	VDD	Power	5.0V Power input
26	VDD	Power	5.0V Power input
27	NC	-	No connection
28	NC	-	No connection
29	GND	Power	GND

Note: USB interface is for factory burning test, not open to customers.

Interface Timing refers to the corresponding LCD Timing parameters. Please confirm the relevant LCD screen information with the DWIN salesperson.



Location hole is used as position reference.

Unmarked Tolerance is  $\pm 0.3\text{mm}$

Active area is marked in Dash lines

Model	HDW070_005L			Beijing DWIN Technology Co., Ltd.
Drawing	A4	Drawn	Date	
Scale	1:1	Revised	Date	
Unit	mm	Approval	Date	

## Revision Records

Date	Content	Editor
2023-09-01	Update picture	Kaya
2023-12-04	Supplementary parameter content	YML
2024-4-12	Add Important Disclaimer	YML

Please contact us if you have any questions about the use of this document or our products, or if you would like to know the latest information about our products:

Customer service Tel: +86-400-018-9008

Customer service E-mail: [dwinhmi@dwin.com.cn](mailto:dwinhmi@dwin.com.cn)

Website: [www.dwin-global.com](http://www.dwin-global.com)

DWIN Developer Forum: <https://forums.dwin-global.com/index.php/forums>

Thank you all for continuous support of DWIN, and your approval is the driving force of our progress!

### Important Disclaimer

DWIN reserves the right to make any changes to product designs without prior notice.

Customers should ensure strictly adhering to all the relevant standards and requirements during the product application process, including but not limited to functional safety, information security, and regulatory provisions.

DWIN shall not bear any joint and several liability for any consequences that may arise from customers' adoption of DWIN products. In particular, for risks that may lead to significant property losses, environmental hazards, personal injury, or even death, especially in high-risk application areas such as military applications, flammable and explosive places, and life-saving medical equipment, customers should independently assess the risks and take corresponding preventive and protective measures. DWIN shall not bear any relevant responsibility.