

DT322X220034Z240201C

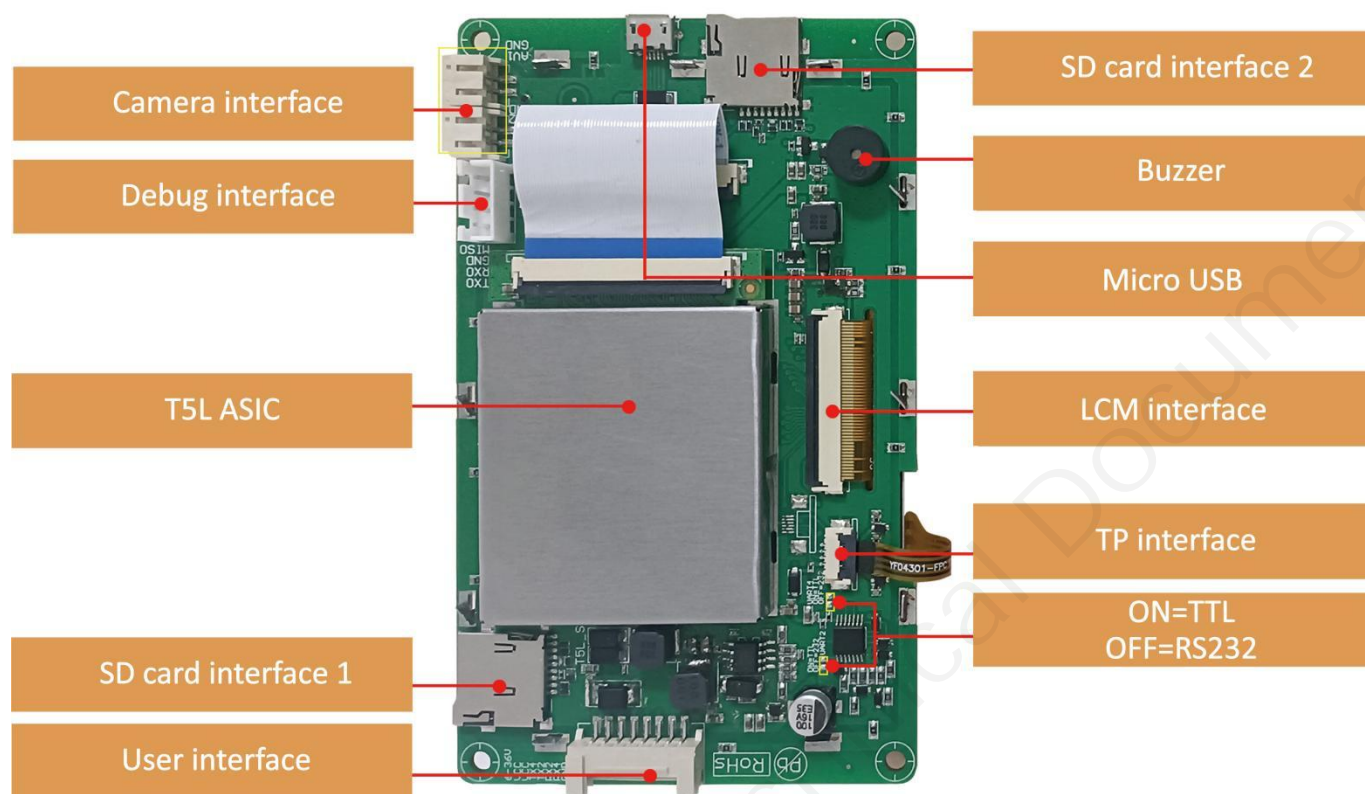
Features:

- Based on T5L2, running DGUS II system.
- 4.3-inch, 800*480 pixels resolution, 16.7M colors, IPS-TFT-LCD, wide viewing angle.
- Resistive touch screen.
- Supports single-channel 1080P HD display or dual-channel 720P simultaneous display.
- Supports camera zooming, screenshot saving, and video recording functions.



1. Hardware and interface

1.1 Hardware interface



Hardware interface

1.2 Hardware and interface description

No.	Name	Description
1	T5L2 ASIC	Developed by DWIN, mass production in 2019, 1MBytes Nor Flash on the chip, 512KBytes used to store the user database. Rewrite cycle: over 100,000 times
2	LCM interface	FPC50_0.5mm, RGB interface
3	RTP interface	4Pin_1.0mm interface
4	User interface	8Pin_2.0mm socket for power supply and serial communication. Download rate(typical value): 12KByte/s
5	Flash	16MBytes NOR Flash, for fonts, pictures and audio files. Rewrite cycle: over 100,000 times
6	Buzzer	3V passive buzzer
7	SD card interface 1	FAT32. Download files by SD interface can be displayed in statistics. Download rate: 4Mb/s
8	SD card interface 2	Support saving camera image data
9	Debug interface	4Pin_2.54mm interface, not open for use
10	Micro USB interface	Used for R11 firmware burning
11	Camera interface	2pin_2.0mm horizontal interface(supports connecting single 1080P or two 720P cameras, and when connecting two channels, the cameras must be of the same type. Total transmission frame rate: 24 frames per second)

2. Specification parameters

2.1 Display parameters

LCD Type	IPS, TFT LCD
Viewing Angle	Wide viewing angle, 85°/85°/85°/85° (L/R/U/D)
Resolution	800×480 pixels (support 0°/90°/180°/270°)
Color	24-bit 8R8G8B
Active Area (A.A.)	95.04mm (W) ×53.86mm (H)
View Area (V.A.)	95.04mm (W) ×53.86mm (H)
Backlight Mode	LED
Backlight Service Life	>20000 hours (Time of the brightness decaying to 50% on the condition of continuous working with the maximum brightness)
Brightness	250nit
Brightness Control	0~100 grade (When the brightness is adjusted to 1%~30% of the maximum brightness, flickering may occur and is not recommended to use in this range)
Note: You can use dynamic screen saver wallpapers to avoid afterimages caused by fixed page display for a long time.	

2.2 Touch parameters

Type	RTP (Resistive touch panel)
Structure	ITO film + ITO glass
Touch Mode	Single point touch and support continuous sliding touch
Surface Hardness	3H
Light Transmittance	78%±3%
Life	Over 1,000,000 times touch

2.3 Serial interface parameters

Mode	UART2: ON=TTL/CMOS; OFF=RS232 (Defaulted RS232) UART4: ON=TTL/CMOS; OFF=RS232 (Only available after OS configuration)				
Voltage Level	Test Condition	Min	Typ	Max	Unit
	Output 1, I _{out} = -4mA	4.78	5.0	-	V
	Output 0, I _{out} = 4mA	-	-	0.4	V
	Input 1	2.5	5.0	-	V
	Input 0	-	-	1.0	V
Baud Rate	3150~3225600bps, typical value of 115200bps				
Data Format	UART2: N81 UART4: N81/E81/O81/N82 , 4 modes (OS configuration)				
Interface Cable	8Pin_2.0mm				

2.4 Electrical specifications

Rated Power	<5W	
Operating Voltage	6~36V, typical value of 12V	
Operating Current	260mA	VCC=12V, max backlight
	100mA	VCC=12V, backlight off
Recommended power supply: 12V 1A DC		

2.5 Operating environment

Operating Temperature	-20℃~70℃ (12V @ 60% RH)
Storage Temperature	-30℃~80℃
Conformal Coating	Yes
Operating Humidity	10%~90%RH, typical value of 60% RH

3. Reliability test

3.1 Electrostatic discharge test

Test temperature: 25°C. Test humidity: 50%RH.

Test process: the product was placed on the test bench to perform contact and air discharge in turn of the serial screen iron frame and display area as shown in Fig.3.1 below. During the experimental process, it was observed whether the screen is dead, black, white, splash, or reboot. According to the experiment results, the performance is in line with the criteria GB/T 17626.2 B level and above.

■ Test standard : ☐ EN 61000-4-2:2009 ☒ IEC 61000-4-2:2008 ☐ GB/T 17626.2-2018
☐ Other:

Table 1: Electrostatic Discharge Immunity (Air Discharge)

Test Points Locations	Test Levels							
	-2kV	+2kV	-4kV	+4kV	-8kV	+8kV	-15kV	+15kV
Screen					A	A		
/	/	/	/	/	/	/	/	/
/	/	/	/	/	/	/	/	/

Table 2: Electrostatic Discharge Immunity (Direct Contact)

Test Points Locations	Test Levels							
	-2kV	+2kV	-4kV	+4kV	-6kV	+6kV	-8kV	+8kV
Frame					A	A		
/	/	/	/	/	/	/	/	/
/	/	/	/	/	/	/	/	/

3.2 EFT test

Test temperature: 25°C. Test humidity: 50%RH.

Test process: the product was placed on the test bench to perform contact and the smart screen is energized by the power supply coupled with a EFT generator as shown in Fig. 3.2 below. During the experimental process, it was observed whether abnormal reset, display or touch phenomena occurs. According to the experiment results, the performance is in line with the criteria GB/T 17626.2 B level and above.

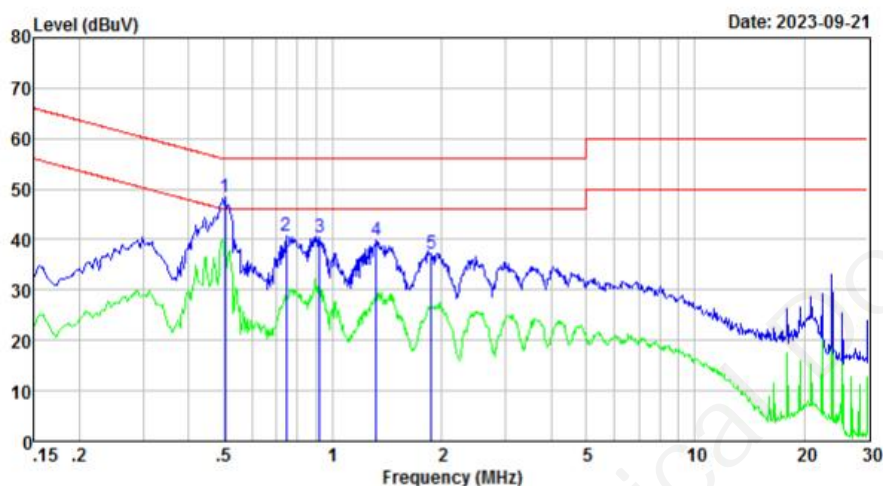
■ Test standard : ☐ EN 61000-4-4:2012 ☒ IEC 61000-4-4:2012 ☐ GB/T 17626.4-2018
☐ Other:

Test Points		Test Levels(kV)							
		-0.5	+0.5	-1.0	+1.0	-2.0	+2.0	-4.0	+4.0
<u>DC</u> Power ports	L					A	A		
	N					A	A		
	Earth	/	/	/	/	/	/	/	/
	L+N					A	A		
	L + Earth	/	/	/	/	/	/	/	/
	N + Earth	/	/	/	/	/	/	/	/
	L+N+Earth	/	/	/	/	/	/	/	/
Signal ports	___/___	/	/	/	/	/	/	/	/

3.3 CE test

Test Item	Test Standard	Result
CE	Class B	Normal operation

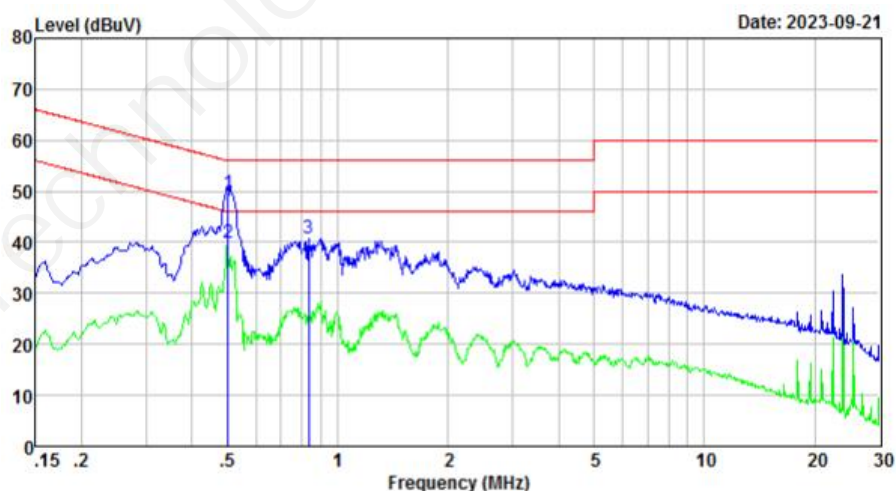
LINE



Freq MHz	Reading level dBUV	LISN/ISN factor dB	Cable loss dB	Result level dBUV	Limit level dBUV	Over limit dB	Remark
0.505	38.92	9.60	0.02	48.54	56.00	-7.46	Peak
0.743	31.10	9.60	0.02	40.72	56.00	-15.28	Peak
0.918	30.96	9.61	0.02	40.59	56.00	-15.41	Peak
1.317	30.18	9.60	0.03	39.81	56.00	-16.19	Peak
1.868	27.70	9.61	0.03	37.34	56.00	-18.66	Peak

Remarks: Result Level = Reading level + LISN/ISN factor + Cable loss

NEUTRAL



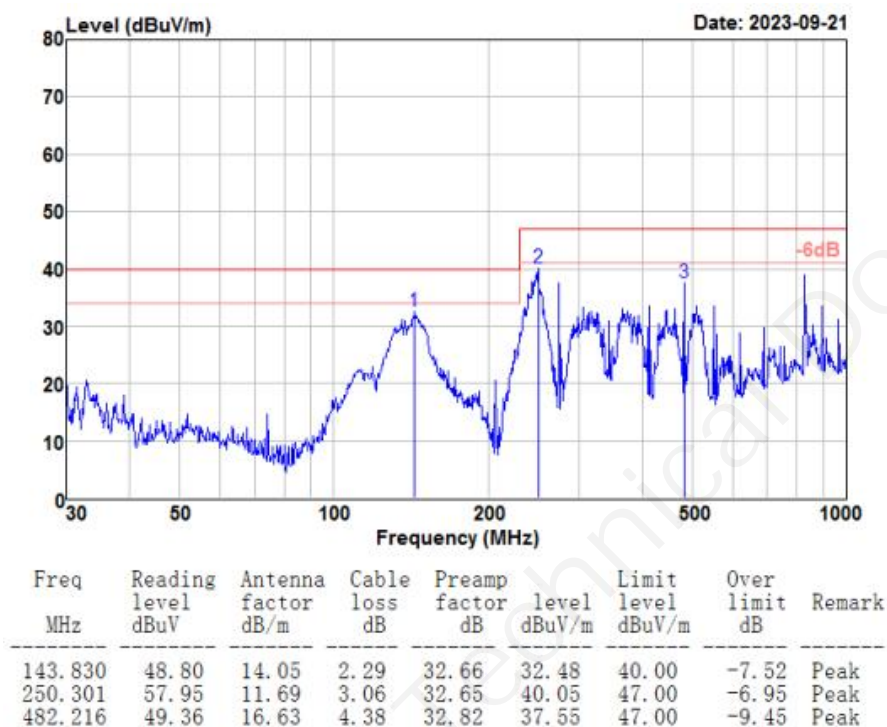
Freq MHz	Reading level dBUV	LISN/ISN factor dB	Cable loss dB	Result level dBUV	Limit level dBUV	Over limit dB	Remark
0.502	40.10	9.60	0.02	49.72	56.00	-6.28	QP
0.502	30.20	9.60	0.02	39.82	46.00	-6.18	Average
0.835	31.05	9.61	0.02	40.68	56.00	-15.32	Peak

Remarks: Result Level = Reading level + LISN/ISN factor + Cable loss

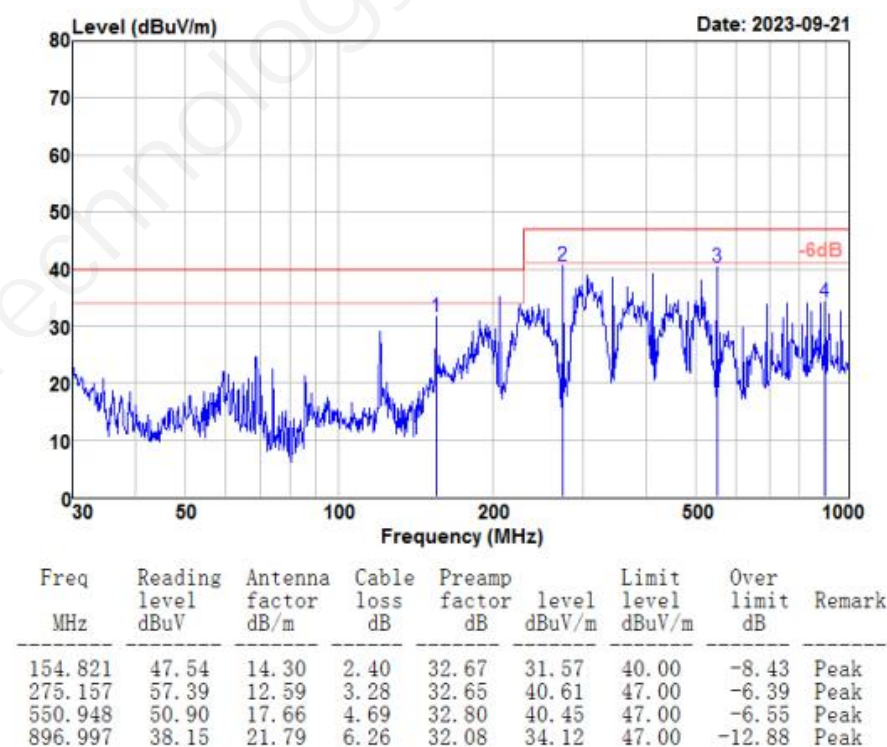
3.4 RE test

Test Item	Test Standard	Result
RE	Class B	Normal operation

HORIZONTAL



VERTICAL



3.5 CS test

■ Test standard : ☐ EN 61000-4-6:2014 ☐ IEC 61000-4-6:2013 ■ GB/T 17626.6-2017

☐ Other:

■ Modulation: ■ Amplitude 80%,1kHz sine wave ☐ Amplitude 80%,2Hz sine wave ☐ Other:

■ Dwell time: ■ 1s ☐ 3s ☐ other:

■ Frequency Step Size : ■ 1 % of preceding frequency value ☐ other:

Coupling Line	Frequency Range (MHz)	Voltage Level(e.m.f.) (V)	Result
Power terminal	0.15-80	10	A

Performance Criterion:

- A. Normal performance within limits specified by the manufacturer, requestor or purchaser;
- B. Temporary loss of function or degradation of performance which ceases after the disturbance ceases, and from which the equipment under test recovers its normal performance, without operator intervention;
- C. Temporary loss of function or degradation of performance, the correction of which requires operator intervention;
- D. Loss of function or degradation of performance which is not recoverable, due to damage to hardware or software, or loss of data.

4. Packaging & dimensions

Form Factor	121.92(W) × 73.15(H) × 15.10(T) mm			
Installation Dimensions	Positioning hole: 106.50(+0.3mm)×68.30(+0.3mm)			
Net Weight	130g			
Packaging Standards				
Model	Dimensions	Layer	Quantity/Layer	Quantity(Pcs)
Carton1:	220mm(L)×160mm(W)×47mm (H)	1	2	2
Carton2:	250mm(L)×200mm(W)×80mm (H)	1	4	4
Carton3:	320mm(L)×270mm(W)×80mm (H)	1	8	8
Carton4:	450mm(L)×350mm(W)×300mm(H)	2	30	60
Carton5:	600mm(L)×450mm(W)×300mm(H)	2	60	120

Disclaimer: The product design is subject to alternation and improvement without prior notice.

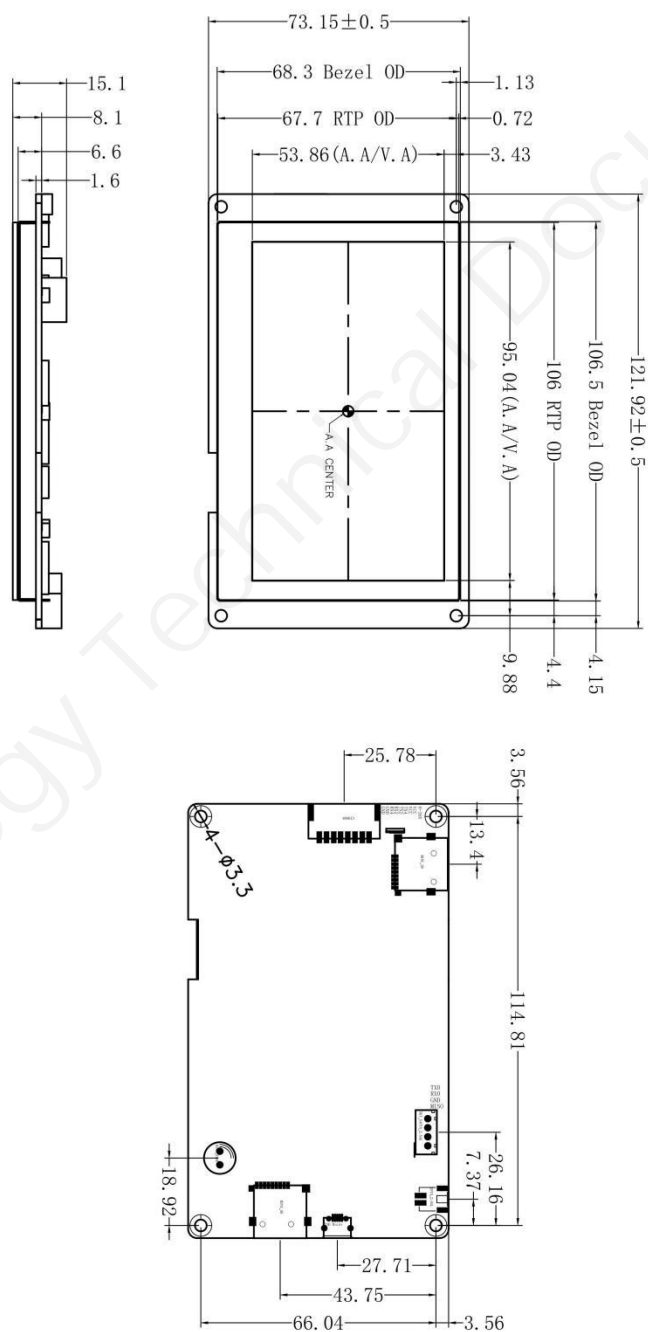
Definition	Pin#	Type	Description
VCC	1, 2	P	Power Input
TX4	3	0	UART4 Output
TX2	4	0	UART2 Output
RX2	5	I	UART2 Input
RX4	6	I	UART4 Input
GND	7, 8	P	GND

DT2C80480T043-2TWTR					DWIN Technology					
Model										
Drawing	A 4	Drawn	DWIN	Date						2023.12.19
Scale	1 : 1	Review		Date						
Unit	MM	Approval		Date						

Note: Active area is marked in Dash lines


2. Unmarked Tolerance is $\pm 0.3\text{mm}$

1. Location hole is used as position reference.



5. Debugging tools

It is recommended for new users of DWIN smart LCMs to purchase official accessories. For more details, please refer to customer service center.



6. T5L series IC features

- (1) Mature and stable 8051 core which is the most widely used with the maximum operating frequency of T5L is up to 250MHz, 1T(single instruction cycle)high speed operation.
- (2) Separate GUI CPU Core running DGUS II System:
 - High-speed display memory, 2.4GB/S bandwidth.
 - 2D hardware acceleration, the decompression speed of JPEG is up to 200fps@1280*800 and the UI with animation and icons as its main feature is extremely cool and smooth.
 - Images and icons stored in JPEG format. Adopt Low-cost 16Mbytes SPI Flash.
 - Support CTP or RTP with adjustable sensitivity and maximum 400 Hz touch frequency.
 - 1-way 15bit 32Ksps PWM digital power amplifier driver loudspeaker, save power amplifier cost and achieve high signal-to-noise ratio and sound quality restoration.
 - 128Kbytes variable storage space for exchanging data with OS CPU Core and memory.
 - Support DGUS development and simulation on PC. Support background remote upgrade.
- (3) Separate CPU (OS CPU) core runs user 8051 code or DWIN OS system and user CPU is omitted in practical application:
 - Standard 8051 architecture and instruction set, 64Kbytes code space, 32Kbytes on-chip RAM.
 - 64 bit integer mathematical operation unit (MDU), including 64 bit MAC and 64 bit divider.
 - 28 IOs, 4-channel UARTs, 1-channel CAN, up to 8-channel 12-bit A/Ds and 2-channle 16-bit PWM of adjustable resolution.
 - Support IAP on-line simulation and debugging with unlimited number of breakpoints.
 - Upgrade code online through DGUS system.
- (4) 1Mbytes on-chip Flash with DWIN patent encryption technology ensure code and data security.
- (5) Operating temperature ranges from -40°C to +85°C(IC operating temperature customizable from -55°C to 105°C).

DWIN encourages users to design your own customized product based on T5L

7. Revision records

Rev	Revise Date	Content	Editor
00	2024-02-18	First Edition	Xu Ying

Please contact us if you have any questions about the use of this document or our products, or if you would like to know the latest information about our products:

- Customer service Tel: +86 400 018 9008
- Customer service email: dwinhmi@dwin.com.cn
- DWIN Developer Forum: <https://forums.dwin-global.com/>

Thank you all for continuous support of DWIN, and your approval is the driving force of our progress!